



The content of this document is subject to revision without notice due to continued progress in methodology, design and manufacturing. Ericsson-LG shall have no liability for any error or damage of any kind resulting from the use of this document

© Ericsson-LG Co., Ltd. 2013 Ver. 1.0

Ericsson-LG Co., Ltd.
508, Nonhyeon-ro, Gangnam-gu,
Seoul, Korea
Telephone +82 2 3777 1114
Fax +82 2 2005 2323
www.ericssonlg.com



Hybrid Communications Platform for SMB

iPECS eMG80



Experience a rich featured and cost effective communications solution in a trendy design

IP/TDM Hybrid communication platform, iPECS eMG80

iPECS eMG80 adopts VoIP technologies running in optimized IP/TDM hybrid switching platform. The ability to communicate seamlessly over IP networks delivers advantages over existing hybrid technologies permitting SMBs to access efficiency and productive applications with iPECS eMG80 in a simple and cost effective manner.



Seamless expendability for SMBs

With iPECS eMG80, you can start small with 8~12 users and grow seamlessly to more than 100 ports. Employing a multi-cabinet (KSU) architecture that allows four KSU and one expansion KSU to configure a dynamic system. iPECS eMG80 delivers cost effective communications to small and growing businesses and affordable expandability to medium size businesses.

Cost effective and expandable VoIP Technology

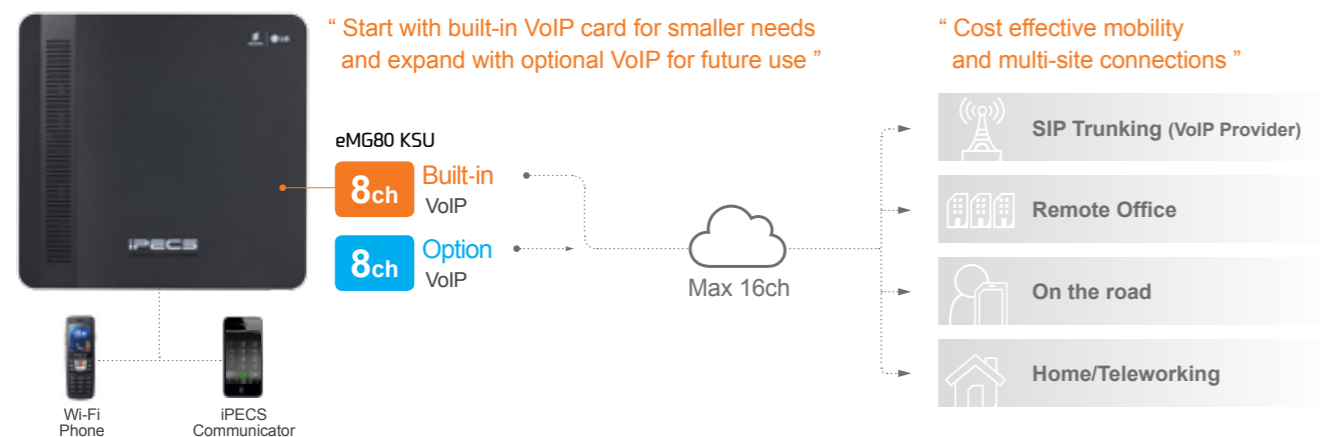
iPECS eMG80 platform includes advanced VoIP technology supporting low cost SIP trunking, on and off-premise mobility, remote connectivity and multi-site networking with minimal cost to overcome geographical boundaries.

Simple installation and maintenance

The iPECS eMG80 adopts advanced HTML5 based Web admin, which is an intuitive simple solution to system configuration and maintenance. The Web Manager Install Wizard presents the basic installation in a series of simple steps for an easy basic installation in English or other local language.

Rich features and applications

The rich feature set spans all the basic features and functions of a modern communications platform such as Transfer, Caller ID, MOH, etc. and delivers advanced functions including an integrated multi-level Auto Attendant and Voice Mail with both mobile and E-mail notification.



Rich Feature Set



Integrated Auto Attendant /Voice Mail


The integrated AA/VM application is provided through the Voice Store and Forward (VSF) Gateway incorporated in the KSU main board and includes an application processor, four (4) access channels and 1 hour of storage. Further the MEMU option expands the storage to 16 hours of voice and VVMU option provides and additional 4 channels and 16 hours of storage.

IP-Attendant

The IP-Attendant is a Windows based PC application that provides a visualization of the Attendant functionality to simplify Attendant control of features and functions including displays of call, user and system status. The IP-Attendant provides the PC mic and speaker for audio so that a separate desktop phone is not required.

Centralized Attendant

When you place an Attendant call (dial “0”) from a station in any networked system, the call may be routed to a Centralized Attendant. The local System Attendant activates Attendant DND, which routes local Attendant calls to the Central Attendant.



E-mail Notification

When the system stores a new voice message, it will check the notification settings for your mailbox. If E-mail notification is configured, the system will send you an E-mail notification. If configured, the voice message is attached as an *.wav file.

Centralized Voice Mail

An external Voice Mail may be attached to a system in a network to provide centralized Voice Mail services to the stations of all systems in the network.

Personal Groups

A Personal Group consisting of your master station and group member stations (maximum 32 including your master station) can be configured by the system Administrator. When your master station receives a call, all members also receive the call and when placing a call using the master station number, access and dialing restrictions can be used. Each member can still receive calls to their individual stations.

Mobile Extension

Your mobile phone may be registered to a station allowing the mobile phone to place and receive calls through the system. DID calls are sent to your iPECS IP or LDP Phone and your registered mobile phone simultaneously. If the mobile phone is paired with a Hunt group station, Hunt group calls routed to the station can also ring to your mobile phone. From your mobile phone you may access the facilities of the iPECS to place internal and external calls as well as activate and access features. To access system facilities and resources, you call your DID number from your mobile. When the call is received, the system matches the Calling Line ID (CLI) to the mobile phone and provides you with system dial tone.



Automatic Call Distribution (ACD)

iPECS ACD provides flexible incoming call routing, real-time agent monitoring and supervision, and call record statistics as well as ACD event messages for management reporting. The caller may receive announcements then route to an available agent. When no agent is available, calls queue to the group awaiting a free agent. Should the calls overflow based on the number of queued calls or queued duration, the calls can be routed to an alternate destination.

Web Call Back

The Station User Web portal offers a Web Call Back feature. In the portal, you may be permitted to request the system to establish a telephone call between two telephone numbers. The call is subject to the dialing restrictions of the station number associated with the portal access. A SMDR record is generated with the station number that accessed the portal identified.



Green Power Save

The system can disable the power to LDP Phones and SLTs (Single Line Telephone) connected to the system at pre-determined times such as at night or during holidays when no one will be using the phones. In addition to the automatic control, power to the phones can be manually controlled from the Web Admin.

Applications

Every business has different communications needs and meeting these needs is critical for your business communications solution. Ericsson-LG iPECS eMG80 offers various applications and mobile clients for you to fulfill different needs and requirements in your business.

iPECS UCS

A powerful multimedia collaboration and productivity enhancing tool

- Real-time presence information displaying user status at a glance
- Selecting the best communications method based on the user presence information; via voice, E-mail, Instant Messaging or video
- Mobile UC enabled
- Multi-party video conferencing among up to 6 users
- 1:1 video call on mobile phone



iPECS UCS Client (PC & Mobile)

iPECS Communicator

A SIP based softphone for users who need to keep seamless communications with a single number

- Phone book / call log / paging
- 3way conference call
- SMS/broadcast message sending and receiving
- One-touch blind/consult transfer



iPECS Communicator on Android or iOS

iPECS Attendant

An IP Attendant solution which includes a soft phone function and hotel features

- Operating without an external phone
- Call recording / Call statistics / Call history
- Check in/out, wake up call, room status, room cut off



iPECS Attendant (PC)

iPECS IPCR

A call recording and monitoring solution tightly integrated with iPECS call platforms and contact centers

- Centralized or distributed call recording
- Encryption enabled call recording
- Multi party conference call recording up to 13 party access



iPECS IPCR (PC)

Terminals

The iPECS eMG80 supports an extensive range of terminals such as digital and IP phones, SIP phones, DECT, Mobile Client, and IP Conference Phone. These terminals are designed for business users who require a range of feature-rich telephony devices to match your constantly changing business needs. The iPECS eMG80 gives you access to a large portfolio of terminals and clients to suit your unique business telephony needs.

■ IP Phones



LIP-9070

- 7" TFT color display with Capacitive Touch
- WVGA resolution
- Android OS
- Gigabit support
- Media play, picture viewer
- 1.3M pixel CMOS camera (1280 x 1024)
- Built-in software application
- Memory : Main 512MB DDR2 / 4GB Storage
- Video calls with iPECS video clients (UCS, LIP-8050V, Phontage)
- Soft flexible buttons : 48 for SIP / 30 for iPECS protocol

LIP-8050E

- 4.3" Wide Color Graphic screen
- 5 Programmable feature keys
- USB interface [USB 2.0]
- LLDP-MED / 802.1x / EAP-MD5
- VLAN, Open VPN support
- Gigabit support

LIP-8040E

- Informative large 9 Line backlit LCD
- User programmable 10 feature keys with LCD labeling
- BLF information with triple color LED
- Professional headset integration via RJ11
- LLDP-MED / 802.1x security support
- Open VPN support
- Gigabit support

LIP-8024E

- 4 Line backlit LCD
- User programmable 24 feature keys
- BLF information with triple color LED
- More informative display with feature icons
- LLDP-MED / 802.1x security support
- Open VPN support
- Gigabit support

LIP-8012E

- 3 Line backlit LCD
- User programmable 12 feature keys
- BLF information with triple color LED
- Gigabit support
- High quality voice codecs
- Enhanced quality conference call
- LLDP-MED / 802.1x security support
- Open VPN support

LIP-8008E

- 4 Line LCD
- User programmable 8 feature keys
- BLF information with triple color LED
- Enhanced quality conference call
- High quality voice codecs
- LLDP-MED / 802.1x security support

LIP-8002E/AE

- 2 Line LCD, Grey scale graphic display
- User programmable 4 feature keys
- LLDP-MED
- LIP-8002E (PoE support) / LIP-8002AE (non PoE with adapter)



LIP-8012DSS

- DSS keys : 12 w/ triple color LED
- Underlay : Paper
- Power supply : Via external up to 4



LIP-8048DSS

- DSS keys : 48 w/ triple color LED
- Underlay : Paper
- Power supply : Via external up to 4



LIP-8012LSS

- DSS keys : 12 w/ triple color LED
- Underlay : LCD
- Power supply : Via keyset up to 2



LIP-8040LSS

- DSS keys : 40 w/ triple color LED
- Underlay : LCD
- Power supply : Via external or PoE up to 9



LIP-9070 DSS48

- DSS keys : 48 w/ triple color LED
- Underlay : Paper
- Power supply : Via external & up to 2



E-BTMU (Bluetooth Dongle)

- Optional Module
- Bluetooth v2.1 + EDR
- Support smart phone and headset

■ Digital Phones



LDP-7004D

- 1 Line LCD
- 2 Flexible buttons
- 5 fixed buttons
- OHD(On-hook Dialing)
- Message waiting lamp

LDP-7004N

- 2 Flexible buttons
- 8 Flexible buttons
- OHD(On-hook Dialing)
- Message waiting lamp

LDP-7008D

- 2 Line LCD
- 8 Flexible buttons
- 5 fixed buttons
- Speaker phone
- Headset Jack

LDP-7016D

- 3 Line LCD
- 16 Flexible buttons
- 7 fixed buttons
- 3 Soft buttons
- Navigation button
- Additional device port for SLT / FAX
- Speaker phone
- Wall mountable

LDP-7024D

- 3 Line LCD
- 24 Flexible buttons
- 7 fixed buttons
- 3 Soft buttons
- Navigation button
- Additional device port for SLT / FAX
- Call recording
- Speaker phone
- Wall mountable
- Optional Bluetooth

LDP-7024LD

- 9 Line LCD
- 24 Flexible buttons
- 7 fixed buttons
- 3 Soft buttons
- Navigation button
- Additional device port for SLT / FAX
- Call recording
- Speaker phone
- Wall mountable
- Optional Bluetooth

GDC-500H

- Protocol : Standard GAP + Ericsson-LG Proprietary
- Buttons : Easy access via 2 soft keys, 5 way navigation
- Languages : 7 languages (English, Italian, Spanish, Swedish, Russian, Turkey, German)
- Bluetooth : Yes (V2.1, headset profile)
- Speakerphone : Yes



LDP-9008D

- 2 Line LCD
- 7 Flexible buttons
- 8 Programmable buttons
- Wall mountable
- Enhanced high quality conference calling
- Flexible desktop configuration options via tilting handset



LDP-9030D

- 3 Line LCD with high visibility backlighting
- 7 Flexible buttons
- 30 Programmable buttons
- 3 Soft keys
- Wall mountable
- More extension handling with optional DSS



LDP-9048DSS

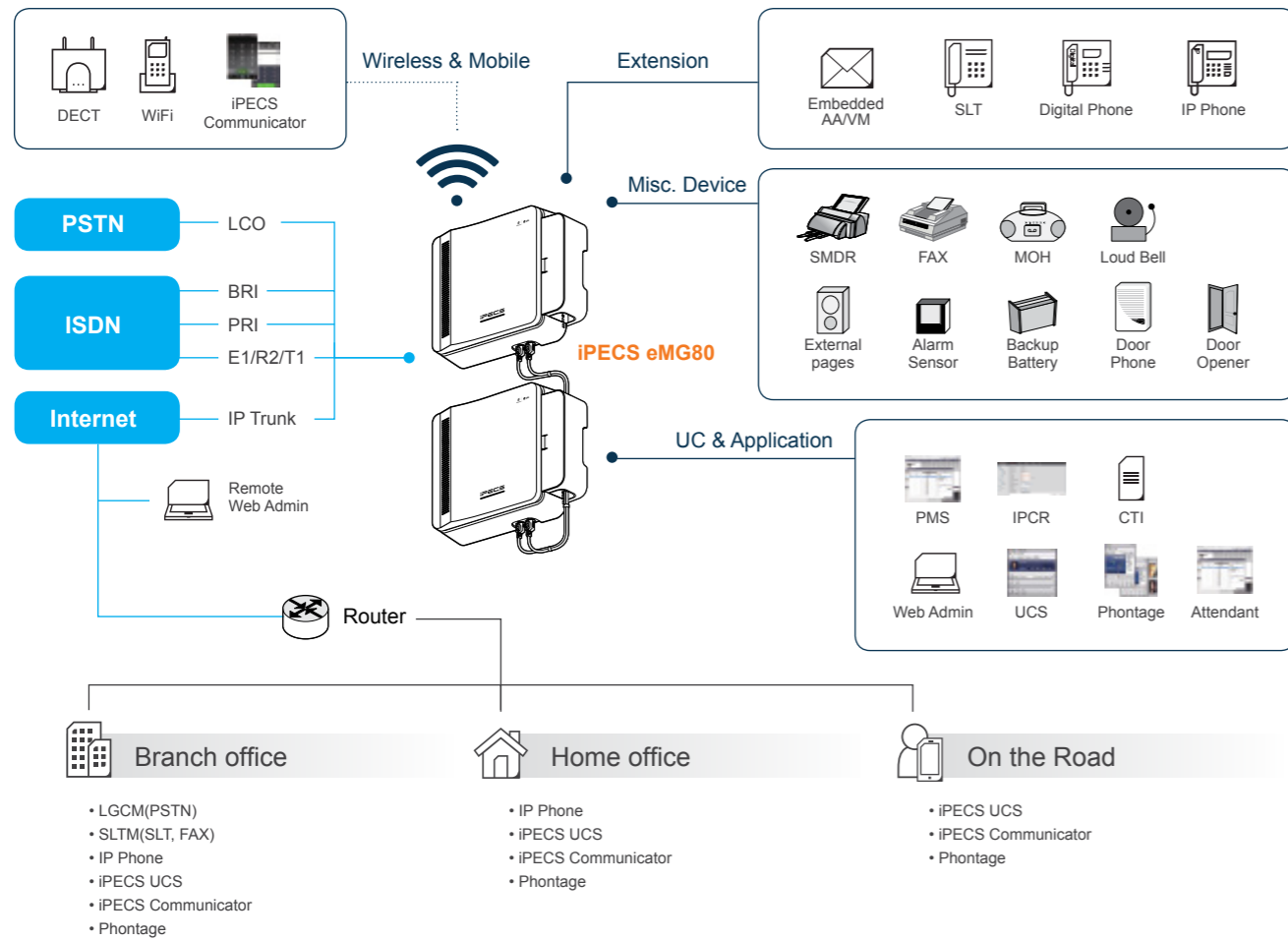
- 48 Programmable buttons
- Compatible with LDP-9030D
- Up to 5 DSS consoles supported



GDC-450H

- Protocol : Standard GAP + Ericsson-LG Proprietary
- Buttons : Easy access via 2 soft keys, 5 way navigation
- Languages : 5 languages (English, Italian, Spanish, Swedish, Russian)
- Bluetooth : No
- Speakerphone : No
- Cable Length : 600m
- Recommended Talk/stand-by

Platform for Communications



Port Configuration

KSUA / KSUI / KSUAD / KSUID+EKSU

		KSU	EKSU	Max
Trunks	Max Ports	36/62/36/62	12	48/74/48/74
	Analog/BRI* trunk	12	12	24
	PRI/T1	-/30-/30	-	-/30-/30
	IP trunk(SIP/H.323)	16	-	16
	Remote Gateway	8	-	8
Extensions	Max Ports	104**/104/108***/108	32	136/136/140/140
	SLT	31/31/28/28	32	63/63/60/60
	Digital	24	24	48
	Hybrid(SLT or Digital)	23/23/16/16	24	47/47/40/40
	IP	32	-	32
VM channel	without VVMU	4	-	4
	with VVMU	8	-	8
VoIP channel	without VVMU	8	-	8
	with VVMU	16	-	16

* BRI : In KSUI and KSUID

** HYB(8) + DECT(48) + SLIB(16) + IP PHONE(32) = 104

*** DSIB(12) + DECT(48) + SLIB(16) + IP PHONE(32) = 108

Product Components

Item	Board	Description
KSU		Key Service Unit, eMG80 cabinet, KSU and EKSU
KSUA	MBUA	4 CO, 1 DKT and 7 Hybrid Interfaces Voice Mail (2-channel/1-Hour default, 8-channel/31-hours max.) VoIP (2-channels default, 16-channel max.)
KSUAD	MBUAD	4 CO, 8 DKT and 4 SLT Interfaces Voice Mail (2-channel/1-Hour default, 8-channel/31-hours max.) VoIP (2-channels default, 16-channel max.)
KSUI	MBUI	1 DKT and 7 Hybrid Interfaces Voice Mail (2-channel/1-Hour default, 8-channel/31-hours max.) VoIP (2-channels default, 16-channel max.)
KSUID	MBUID	8 DKT and 4 SLT Interfaces Voice Mail (2-channel/1-Hour default, 8-channel/31-hours max.) VoIP (2-channels default, 16-channel max.)
EKSU	EXBU	4 CO and 8 Hybrid
PSU	-	Power Supply Unit, pre-installed in each cabinet
Interface Boards	eMG80-CH204	2 CO Line and 4 Hybrid Interface Board
	eMG80-CH408	4 CO Line and 8 Hybrid Interface Board
	eMG80-CS416	4 CO Line and 16 SLT Interface Board
	eMG80-BH104	1 BRI (2B+D) and 4 Hybrid Interface Board
	eMG80-BH208	2 BRI (2B+D) and 8 Hybrid Interface Board
	eMG80-HYB8	8 Hybrid Interface Board
	eMG80-SLB16	16 SLT Interface Board
	eMG80-PRIU	1 PRI/E1R2 or T1 (30 or 24 channels) Interface Unit
	eMG80-BRUI2	2 BRI (2B+D) Interface Unit
	eMG80-WTIB4	4 Wireless Terminal Interface Board (24 channels)
Function Boards	eMG80-VVMU	8 VoIP, 4 VM Channel, 1 hour default plus 15 hours VM storage – licenses required for VoIP, VM channel and VM storage
	eMG80-MEMU	Memory Expansion Module Unit for VM (15 hours)
	eMG80-MODU	Modem Unit
	MG-CMU4	4 Call Metering Unit,, 4 channel daughter board for MBU, EMBU and analog CO Line Interface boards
eMG80-RMB		19" Rack Mounting Bracket (Option)

Specifications

Item	Description	Specification
PSU	AC Voltage Input	100~240 +/- 10% Volt AC @ 47-63 Hz
	AC Power consumption	90 Watts
	AC Input Fuse	2A @250 Volt AC
External Backup Battery	DC Output Voltage	+5, -5, +27, +30 Volt DC
	Input Voltage	+24 Volt DC (+12 VDC x 2 each KSU)
	Battery Fuse	5.0A @250 Volts AC, 5AG
	Charging Current	Max. 200 mA
Operating Environment	Battery Load Current	Max. 200 mA
	Temperature	0 (o C) - 40 (o C)
	Humidity	0 - 80% (non-condensing)
Dimension	KSU	307 mm(W) x 294 mm(H) x126.6 mm(D)
	Expansion KSU	307 mm(W) x 294 mm(H) x126.6 mm(D)
Weight	KSU	2.03 Kg
	Expansion KSU	1.99 Kg